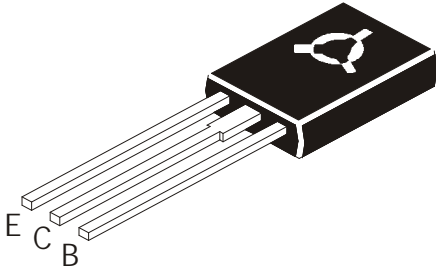


## NPN PLASTIC POWER DARLINGTON TRANSISTORS

**BD675, BD675A  
BD677, BD677A  
BD679, BD679A  
BD681, BD683**

**TO126  
Plastic Package**



**Complementary BD676, 676A, 678, 678A, 680, 680A, 682 & 684**

### ABSOLUTE MAXIMUM RATINGS

DESCRIPTION	SYMBOL	BD675 BD675A	677 677A	679 679A	681	683	UNITS
Collector Base Voltage	$V_{CBO}$	45	60	80	100	120	V
Collector Emitter Voltage	$V_{CEO}$	45	60	80	100	120	V
Emitter Base Voltage	$V_{EBO}$	5.0					V
Collector Current	$I_C$	4.0					A
Base Current	$I_B$	0.1					A
Total Power Dissipation @ $T_a=25^\circ\text{C}$ Derate above $25^\circ\text{C}$	$P_D$	1.25 10					W mW/ $^\circ\text{C}$
Total Power Dissipation @ $T_c=25^\circ\text{C}$ Derate above $25^\circ\text{C}$	$P_D$	40 0.32					W W / $^\circ\text{C}$
Operating & Storage Junction Temperature Range	$T_j, T_{stg}$	- 55 to + 150					$^\circ\text{C}$

### THERMAL RESISTANCE

From Junction to case	$R_{th(j-c)}$	3.13	$^\circ\text{C/W}$
Junction to Ambient in free air	$R_{th(j-a)}$	100	$^\circ\text{C/W}$

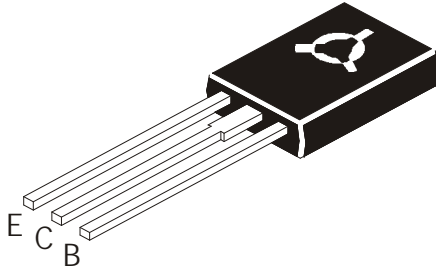
### ELECTRICAL CHARACTERISTICS ( $T_c=25^\circ\text{C}$ unless specified otherwise)

DESCRIPTION	SYMBOL	TEST CONDITION	MIN	MAX	UNITS
Collector Emitter Voltage	$V_{CEO}^*$	$I_C=50\text{mA}, I_B=0$ <b>BD675/BD675A</b> <b>BD677/BD677A</b> <b>BD679/BD679A</b> <b>BD681</b> <b>BD683</b>	45 60 80 100 120		V
Collector-Cut off Current	$I_{CEO}$	$V_{CE}=\text{half rated } V_{CEO}, I_B=0$		500	$\mu\text{A}$
	$I_{CBO}$	$V_{CB}=\text{rated } V_{CBO}, I_E=0$		0.2	mA
Emitter cut off Current	$I_{CBO}$	$V_{CB}=\text{rated } V_{CBO}, I_E=0$ $T_c=100^\circ\text{C}$		2.0	mA
	$I_{EBO}$	$V_{EB}=5\text{V}, I_C=0$		2.0	mA

# NPN PLASTIC POWER DARLINGTON TRANSISTORS

BD675, BD675A  
 BD677, BD677A  
 BD679, BD679A  
 BD681, BD683

TO126  
 Plastic Package



DESCRIPTION	SYMBOL	TEST CONDITION	MIN	MAX	UNITS
Collector Emitter Saturation voltage	NON A	$V_{CE(sat)}^*$ $I_C=1.5A, I_B=6mA$		2.5	V
	A	$V_{CE(sat)}^*$ $I_C=2.0A, I_B=8mA$		2.8	
Base Emitter On Voltage	NON A	$V_{BE(on)}^*$ $I_C=1.5A, V_{CE}=3V$		2.5	V
	A	$V_{BE(on)}^*$ $I_C=2A, V_{CE}=3V$		2.5	
DC Current Gain	NON A	$h_{FE}^*$ $I_C=1.5A, V_{CE}=3V$	750		
	A	$h_{FE}^*$ $I_C=2A, V_{CE}=3V$	750		
Small signal Current Gain	$ h_{fe} $	$I_C=1.5A, V_{CE}=3V$ $f=1MHz$	1.0		

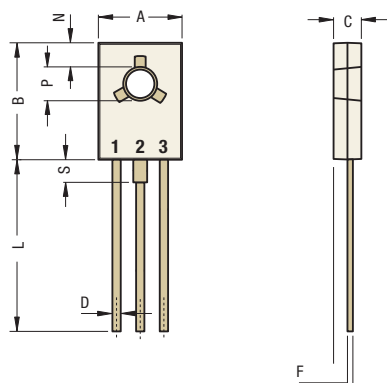
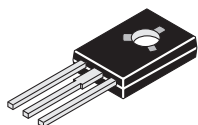
Pulse test: Pulse Width  $\leq 300ms$  ; Duty cycle  $\leq 2\%$ .

BD675\_683 Rev\_2 101002E

BD675, BD675A  
 BD677, BD677A  
 BD679, BD679A  
 BD681, BD683

**T0126**  
**Plastic Package**

**T0-126**  
 Leadless Plastic  
 Package



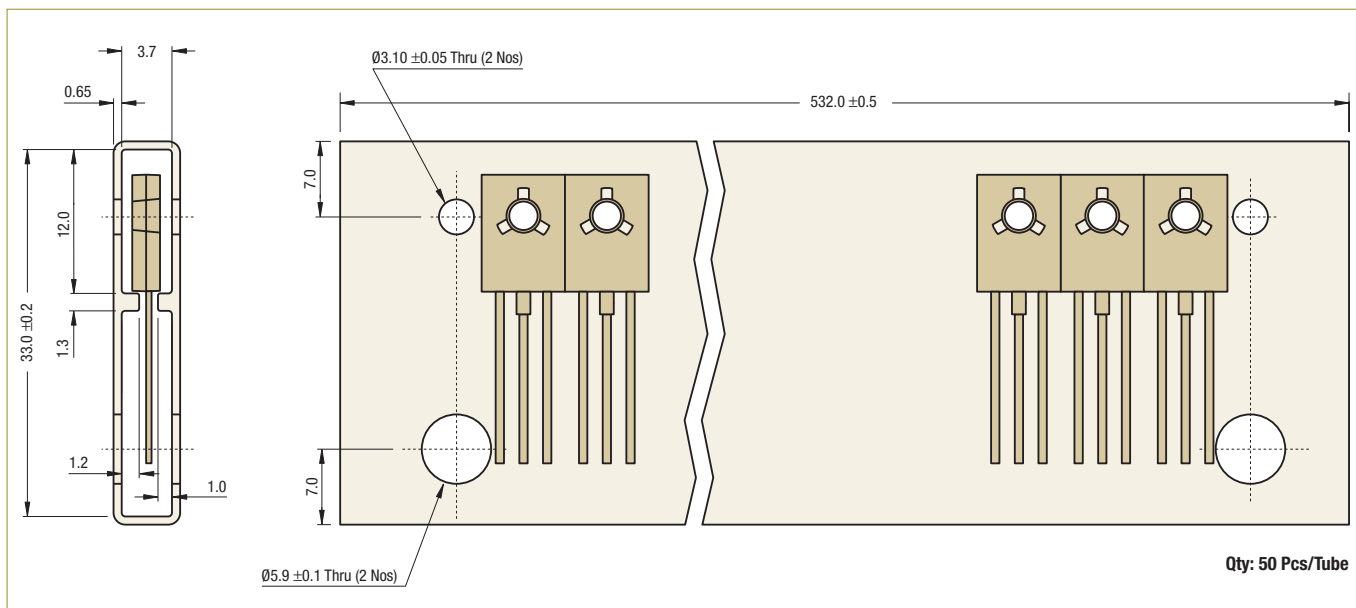
DIM	Min	Max
A	7.12	8.38
B	10.16	11.43
C	2.29	3.04
D	0.64	0.88
E	2.040	2.285
F	0.39	0.63

DIM	Min	Max
G	4.07	5.08
L	15.00	16.63
M	0.89	1.65
N	3.31	4.44
P	2.54	3.30
S	—	2.54

**Pin Configurations**

Pin 1: Emitter Pin 2: Collector Pin 3: Base

**T0-126 Series Packaging Tube**



**Packaging Specifications ...**

T & A: Tape and Ammo Pack; T & R: Tape and Reel; Bulk: Loose in Poly Bags; Tube: Tube and Carton; K: 1,000

Package / Case Type	Packaging Type	Std. Packing		Inner Carton		Outer Carton		
		Qty	Qty	Size L x W x H (cm)	Gross Weight (Kg)	Qty	Size L x W x H (cm)	Gross Weight (Kg)
T0-126	Bulk	2,000	2K	19 x 19 x 8	1.4	20K	46 x 38 x 22	15.6
	Tube	1,000 (50 pcs/tube)	1K	55 x 8 x 10	1.5	10K	55 x 35 x 27	16.3

**Component Disposal Instructions**

1. CDIL Semiconductor Devices are RoHS compliant, customers are requested to please dispose as per prevailing Environmental Legislation of their Country.
2. In Europe, please dispose as per EU Directive 2002/96/EC on Waste Electrical and Electronic Equipment (WEEE).

**Disclaimer**

The product information and the selection guides facilitate selection of the CDIL's Semiconductor Device(s) best suited for application in your product(s) as per your requirement. It is recommended that you completely review our Data Sheet(s) so as to confirm that the Device(s) meet functionality parameters for your application. The information furnished in the Data Sheet and on the CDIL Web Site/CD are believed to be accurate and reliable. CDIL however, does not assume responsibility for inaccuracies or incomplete information. Furthermore, CDIL does not assume liability whatsoever, arising out of the application or use of any CDIL product; neither does it convey any license under its patent rights nor rights of others. These products are not designed for use in life saving/support appliances or systems. CDIL customers selling these products (either as individual Semiconductor Devices or incorporated in their end products), in any life saving/support appliances or systems or applications do so at their own risk and CDIL will not be responsible for any damages resulting from such sale(s).

CDIL strives for continuous improvement and reserves the right to change the specifications of its products without prior notice.



CDIL is a registered Trademark of  
Continental Device India Limited

C-120 Naraina Industrial Area, New Delhi 110 028, India.  
Telephone + 91-11-2579 6150, 4141 1112 Fax + 91-112579 5290, 4141 1119  
email@cdil.com www.cdilsemi.com